



# PUBLIC EXPOSE & ANALYST MEETING

## 3Q 2024 RESULT ANNOUNCEMENT

PT Royaltama Mulia Kontraktorindo Tbk  
*Service Excellence for the Mining Industry*



## DISCLAIMER

*This presentation material was prepared by PT Royaltama Mulia Kontraktorindo Tbk. (“RMKO”/“Company”) and has not been independently verified. No representation or warranty, express or implied, is made and no reliance is made on the accuracy or completeness of the information presented or contained in this presentation material. The Company and its affiliated companies, and or representatives of the Company are not responsible for any losses arising from the information presented or contained in this presentation material. The information presented or contained in these presentation materials is subject to change without notice and its accuracy is not guaranteed. This presentation material contains statements which are forward-looking statements. These statements include a description of the Company's hopes and expectations in relation to the consolidated results of operations, the Company's future performance, and the potential assets to be acquired by the Company, except for historical matters. In this presentation material, there are words such as “plan”, “will”, “estimate”, “project”, “intend”, or words with similar meaning. Such forward-looking statements do not guarantee future performance and involve risks and uncertainties, and differ from actual results. The Company has no obligation and does not revise any forward-looking statements to reflect future events/conditions.*

*This presentation material is made for informational purposes only and does not constitute or form part of any solicitation, offer or invitation to purchase or subscribe to any securities of the Company in any jurisdiction or form the basis, commitments and contracts of any kind, or any investment decision. Any decision to purchase the Company's securities must be made by seeking appropriate professional advice.*

# AGENDA



01	COMPANY PROFILE	02	STRATEGY & OUTLOOK
03	OPERATIONAL PERFORMANCE	04	FINANCIAL PERFORMANCE
05	APPENDIX		

Chapter 1

# COMPANY PROFILE



# WHY INVEST in RMKO (1/2)



\* based on 12M 2023 performance

# WHY INVEST in RMKO (2/2)



**Sustainable Profitability**  
EBITDA  
IDR76.1bn\* +64% YoY



**Solid Balance Sheet**  
DER 1.17 time\*



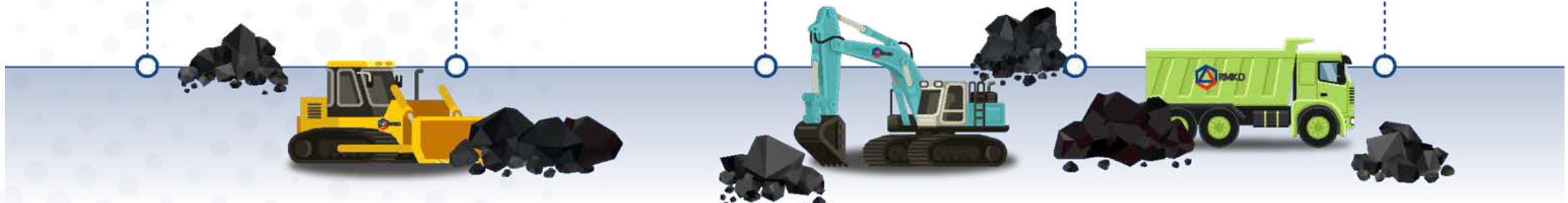
**High Safety Standard**  
Zero fatality



**Long Track Record**  
Experienced & Professional Management



**Good Corporate Governance**  
Implementing good mining practices



\*based on 12M 2023 performance

# COMPETITIVE ADVANTAGE



Affiliated with PT RMK Energy Tbk,  
providing an integrated coal logistics solution

01



Partnership with PT Kereta Api Indonesia (KAI) in South Sumatera

02



Owning 39 km of coal hauling road

03



Having Train Loading System (TLS)

04



Holding mining permits

05



Competent team

06



New & big fleets



# OUR SERVICES



## 1. Infrastructure Preparation



- Mining infrastructure
- Emplacement infrastructure

## 2. Mining



- Survey and exploration
- Mine modelling and design
- Overburden removal
- Coal getting

## 3. Hauling



- Hauling road construction
- Coal hauling

## 4. Emplacement Services



- Stockpile management
- Coal crushing
- Train Loading System (TLS)

## 5. Reclamation Ex-Mining Area



- Top soil spreading
- Revegetation


## 6. Rental



- Heavy equipment rental
- Workshop
- Warehouse



# MANAGEMENT TEAM



- 1 TONY SAPUTRA  
*President Commissioner*
- 2 ROKHMAD SUNANTO  
*Independent Commissioner*
- 3 NATHANIA PRICILLA SAPUTRA  
*Director*
- 4 VINCENT SAPUTRA  
*President Director*
- 5 WILLIAM SAPUTRA  
*Director*

1

2

3

4

5

## Chapter 2

# STRATEGY & OUTLOOK



# CORPORATE STRATEGY



## STRATEGY >

**01** Optimizing the potential of coal mining services

**02** The completion of dedicated coal hauling road

**03** Optimizing coal loading capacity

**04** Good mining practices

**05** People development



**PERFORMANCE HIGHLIGHT 2024** 

**RMKO TARGET ACHIEVEMENT IN 2024**

**RMKO OUTLOOK**

## Chapter 3

# OPERATIONAL PERFORMANCE

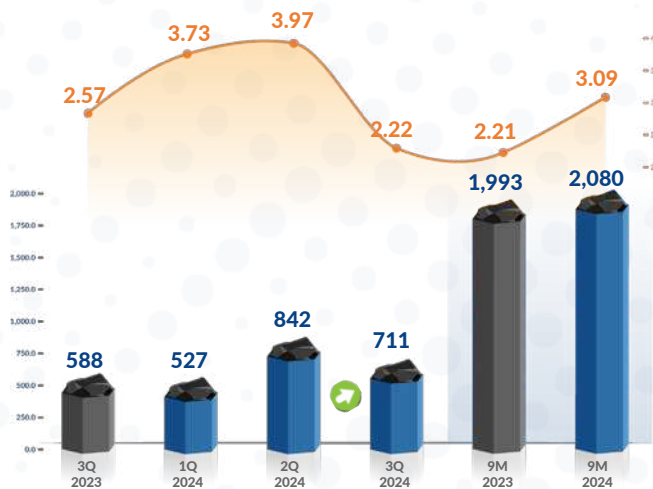


# 3Q 2024 OPERATIONAL PERFORMANCE



## OB-Removal Performance

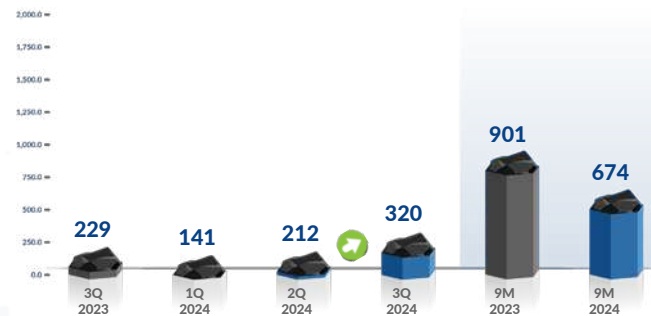
3Q 2024 +20.8% YoY to 710 thousand bcm  
9M 2024 +4.3% YoY to 2,1 mn bcm



■ OB removal (thousand Bcm)  
— Stripping ratio (time)

## Coal Getting & Hauling Performance

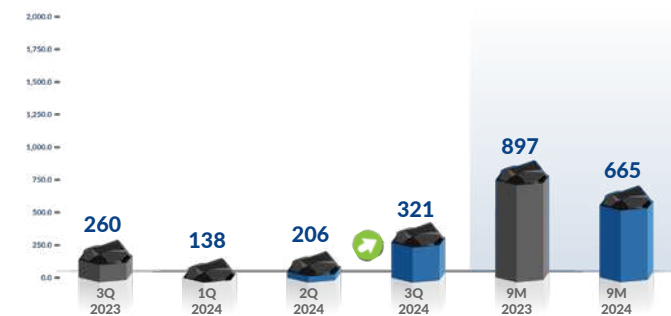
3Q 2024 +39.8% YoY to 320.1 thousand ton  
9M 2024 -25.2% YoY to 673.6 thousand ton



■ Coal (thousand ton)

## Loading TLS Performance

3Q 2024 +23.6% YoY to 321.2 thousand ton  
9M 2024 -25.8% YoY to 665.1 thousand ton



■ Coal (thousand ton)

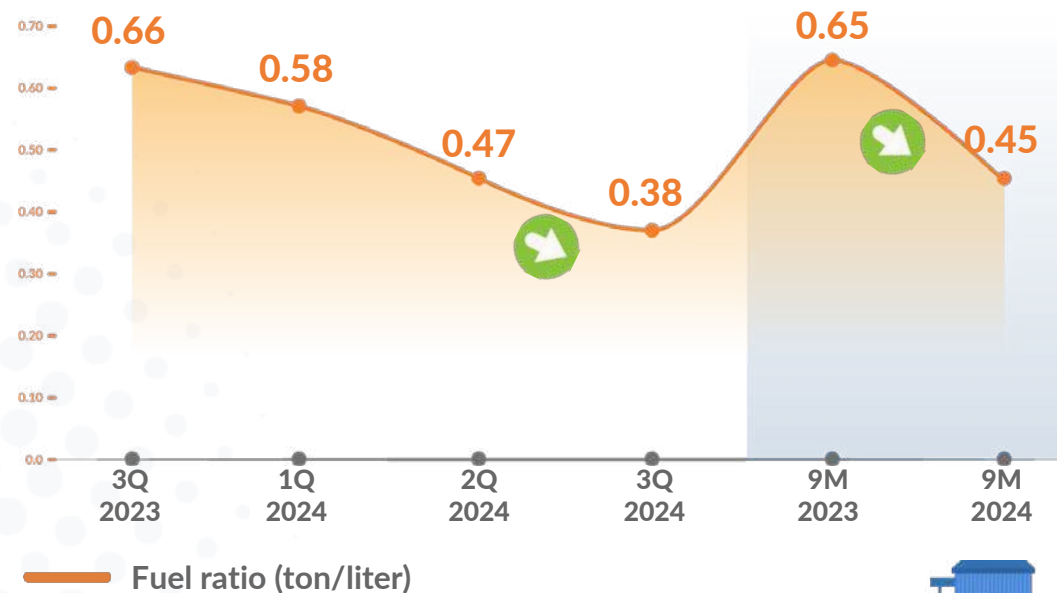
# OPERATIONAL EFFICIENCY INDICATOR



Fuel ratio  
(ton/liter)\*

\*per MT loading TLS

3Q 2024 -42.2% YoY to 0.38 ton/liter  
9M 2024 -31.3% YoY to 0.45 ton/liter



RMKO also optimized operational fuel costs by utilizing electricity in the TLS loading process, **resulting in a 42.2% YoY decrease in the fuel ratio in 3Q 2024.**

This reduction in the fuel ratio helped RMKO lower fuel costs during the TLS loading process.



## Chapter 4

# FINANCIAL PERFORMANCE







**CONSOLIDATED STATEMENT OF PROFIT & LOSS**

**CONSOLIDATED STATEMENT OF FINANCIAL POSITION**

**CONSOLIDATED STATEMENT OF CASH FLOW**

# Chapter 5

# APPENDIX





# Thank You

 Wisma RMK 3rd Floor  
Jalan Puri Kencana Blok M4 No.1  
Kembangan, Jakarta Barat,  
Jakarta 11610  
E:rmk@ptrmk.com  
T:+62 21-5822-555

 [rmko.co.id](http://rmko.co.id)

 PT Royaltama Mulia Kontraktorindo